



ENERG
енергия · ενέργεια



METRO THERM

METROAIR L12



55 °C

35 °C



A++

A++



35 dB



58 dB

■ 13
■ 10
■ 12

kW

■ 12
■ 12
■ 12

kW



2015

811/2013



ENERG
енергия · ενεργεια

Y IJA
IE IA

METRO THERM

METROAIR L12 + SHK200S




55°C



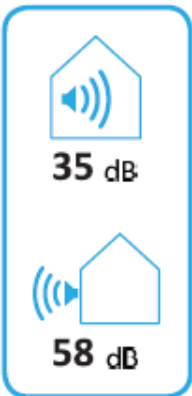
XL



A++



A




2015

811/2013



ENERG
енергия · ενεργεια



METRO THERM


METROAIR L12 + SHK200S

35 °C



ENERG

енергия · ενεργεια



METRO THERM

METROAIR L12 + SHK200S

55 °C

+

+


+

+

Supplier's name:	METRO THERM		
Model:	METROAIR L12 + SHK 200S		
Temperature application	35	55	°C
Declared load profile for water heating	XL		
Seasonal space heating energy efficiency class, average climate:	A++	A++	
Water heating energy efficiency class, average climate:	A		
Rated heat output, average climate:	11.5	10,0	kW
Annual energy consumption for space heating, average climate	5382	6136	kWh
Annual electricity consumption for water heating, average climate	1702		kWh
Seasonal space heating energy efficiency, average climate:	174	132	%
Water heating energy efficiency, average climate:	98		%
Sound power level LWA indoors	35		dB
Rated heat output, cold climate:	11,5	13,0	kW
Rated heat output, warm climate:	12,0	12,0	kW
Annual energy consumption for space heating, cold climate	7798	11197	kWh
Annual electricity consumption for water heating, cold climate	1904		kWh
Annual energy consumption for space heating, warm climate	2759	3419	kWh
Annual electricity consumption for water heating, warm climate	1551		kWh
Seasonal space heating energy efficiency, cold climate:	142	111	%
Water heating energy efficiency, cold climate:	88		%
Seasonal space heating energy efficiency, warm climate:	229	185	%
Water heating energy efficiency, warm climate:	108		%
Sound power level LWA outdoors	58		dB

Data for package fiche

Controller class	VI		
Controller contribution to efficiency	4,0		%
Seasonal space heating energy efficiency of package, average climate:	178	136	%
Seasonal space heating energy efficiency class for package, average climate:	A+++	A++	%
Seasonal space heating energy efficiency of package, cold climate:	146	115	%
Seasonal space heating energy efficiency of package, warm climate:	233	189	%

Model(s):		METROAIR L12 + SHK2005									
Type of heat source/sink:		Air-to-water									
Low-temperature heat pump:		No									
Equipped with supplementary heater:		Yes									
Heat pump combination heater:		Yes									
Climate condition:		Average									
Temperature application:		Medium temperature (55 °C)									
Applied standards: EN14825, EN16147											
Rated heat output		Prated	10,0	kW	Seasonal space heating energy efficiency		η_s	132	%		
<i>Declared capacity for part load at outdoor temperature Tj</i>				<i>Declared coefficient of performance for part load at outdoor temperature Tj</i>							
Tj = -7 °C	Pdh	8,9	kW	Tj = -7 °C	COPd	1,99	kW				
Tj = +2 °C	Pdh	5,5	kW	Tj = +2 °C	COPd	3,22	kW				
Tj = +7 °C	Pdh	3,5	kW	Tj = +7 °C	COPd	4,61	kW				
Tj = +12 °C	Pdh	5,0	kW	Tj = +12 °C	COPd	6,25	kW				
Tj = biv	Pdh	9,2	kW	Tj = biv	COPd	1,90	kW				
Tj = TOL	Pdh	8,1	kW	Tj = TOL	COPd	1,92	kW				
Tj = -15 °C (if TOL < -20 °C)	Pdh		kW	Tj = -15 °C (if TOL < -20 °C)	COPd		kW				
Bivalent temperature				T _{biv}	-7,9	°C		Operation limit temperature	TOL	-10	°C
Cycling interval capacity for heating				P _{cyh}		kW		Cycling interval efficiency	COP _{cyh}		-
Degradation co-efficient				Cdh	0,98	-		Heating water operating limit	WTOL	58	°C
<i>Power consumption in modes other than active mode</i>				<i>Supplementary heater</i>							
Off mode		P _{OFF}	0,002	kW	Rated heat output		P _{sup}	1,9	kW		
Thermostat-off mode		P _{TO}	0,014	kW							
Standby mode		P _{SB}	0,015	kW	Type of energy input		Electric				
Crankcase heater mode		P _{CK}	0,035	kW							
<i>Other items</i>											
Capacity control		variable		Rated air flow rate, outdoors			4380	m ³ /h			
Sound power level, indoors/outdoors		L _{WA}	35/58	dB	Rated water flow rate, indoor heat exchanger			0,86	m ³ /h		
Annual energy consumption		Q _{HE}	6136	kWh	Rated brine or water flow rate, outdoor heat exchanger				m ³ /h		
<i>For heat pump combination heater:</i>											
Declared load profile				Water heating energy efficiency		η_{wh}	98	%			
Daily electricity consumption				Q _{elec}	7,75	kWh		Daily fuel consumption		Q _{fuel}	kWh
Annual electricity consumption				AEC	1702	kWh		Annual fuel consumption		AFC	GJ
Approved by:											
Contact details				METRO THERM A/S Rundinsvej 55, 3200 Helsingø, Denmark							